

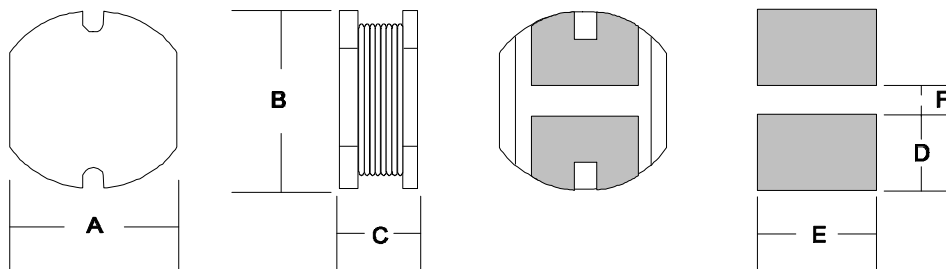
CD Series

- Low Cost Design
- Low 3.2mm Height Option
- Up to 2.5 Amp
- Typical Reel Size 1500pcs



The **CD** series comes in six package sizes each of which are an of an open wound radial design. The whole range offers excellent *Isat* characteristics for their given size along with excellent shock endurance. Suitable applications include power supplies for VTR,OA equipment, Notebook PC, LCD display and DC/DC converters.


COMPONENT OUTLINE



DIMENSIONS

| ECM Type | Inductance Range | A (mm) | B | C | D | E | F |
|----------|------------------|--------|-------|------|------|------|------|
| CD43 | 1.0uH ~ 68uH | 4.00 | 4.50 | 3.20 | 1.75 | 4.50 | 1.50 |
| CD54 | 10uH ~ 220uH | 5.20 | 5.80 | 4.50 | 2.15 | 5.50 | 1.70 |
| CD73 | 10uH ~ 330uH | 7.00 | 7.80 | 3.50 | 3.00 | 7.50 | 2.00 |
| CD75 | 10uH ~ 470uH | 7.00 | 7.80 | 5.00 | 3.00 | 7.50 | 2.00 |
| CD104 | 10uH ~ 560uH | 9.00 | 10.00 | 4.00 | 3.75 | 9.50 | 2.50 |
| CD105 | 10uH ~ 820uH | 9.00 | 10.00 | 5.40 | 3.75 | 9.50 | 2.50 |

ECM Surface Mount Power Inductors



| ECM Part | L (mH) | Tol % | R_{DC} MAX (W) | I_{DC} I_N (A) |
|-----------------|---------------|--------------|-------------------------------|---|
|-----------------|---------------|--------------|-------------------------------|---|

CD43 Series

| | | | | |
|----------|---------------|---|---------|------|
| CD43-1R0 | 1.0 @7.96 MHz | M | 48.70m | 2.56 |
| CD43-1R4 | 1.5 @7.96 MHz | M | 56.20m | 2.52 |
| CD43-1R8 | 1.8 @7.96 MHz | M | 63.70m | 1.95 |
| CD43-2R2 | 2.2 @7.96 MHz | M | 71.20m | 1.75 |
| CD43-2R7 | 2.7 @7.96 MHz | M | 78.70m | 1.58 |
| CD43-3R3 | 3.3 @7.96 MHz | M | 86.20m | 1.44 |
| CD43-3R9 | 3.9 @7.96 MHz | M | 93.70m | 1.33 |
| CD43-4R7 | 4.7 @7.96 MHz | M | 108.70m | 1.15 |
| CD43-5R6 | 5.6 @7.96 MHz | M | 125.70m | 0.99 |
| CD43-6R8 | 6.8 @7.96 MHz | M | 131.20m | 0.95 |
| CD43-8R2 | 8.2 @7.96 MHz | M | 146.20m | 0.84 |
| CD43-100 | 10 @2.52 MHz | M | 0.182 | 1.04 |
| CD43-120 | 12 @2.52 MHz | M | 0.210 | 0.97 |
| CD43-150 | 15 @2.52 MHz | M | 0.235 | 0.85 |
| CD43-220 | 22 @2.52 MHz | M | 0.378 | 0.68 |
| CD43-270 | 27 @2.52 MHz | M | 0.522 | 0.62 |
| CD43-330 | 33 @2.52 MHz | K | 0.540 | 0.56 |
| CD43-390 | 39 @2.52 MHz | K | 0.587 | 0.52 |
| CD43-470 | 47 @2.52 MHz | K | 0.844 | 0.44 |
| CD43-560 | 56 @2.52 MHz | K | 0.937 | 0.42 |
| CD43-680 | 68 @2.52 MHz | K | 1.117 | 0.37 |

CD54 Series


| | | | | |
|----------|--------------|---|------|------|
| CD54-100 | 10 @2.52 MHz | M | 0.10 | 1.44 |
| CD54-120 | 12 @2.52 MHz | M | 0.12 | 1.40 |
| CD54-150 | 15 @2.52 MHz | M | 0.14 | 1.30 |
| CD54-180 | 18 @2.52 MHz | M | 0.15 | 1.23 |
| CD54-220 | 22 @2.52 MHz | M | 0.18 | 1.11 |
| CD54-270 | 27 @2.52 MHz | M | 0.20 | 0.97 |
| CD54-330 | 33 @2.52 MHz | M | 0.23 | 0.88 |
| CD54-390 | 39 @2.52 MHz | M | 0.32 | 0.80 |
| CD54-470 | 47 @2.52 MHz | M | 0.37 | 0.72 |
| CD54-560 | 56 @2.52 MHz | K | 0.42 | 0.68 |
| CD54-680 | 68 @2.52 MHz | K | 0.46 | 0.61 |
| CD54-820 | 82 @2.52 MHz | K | 0.60 | 0.58 |
| CD54-101 | 100 @1.0 kHz | K | 0.70 | 0.52 |
| CD54-121 | 120 @1.0 kHz | K | 0.93 | 0.48 |
| CD54-151 | 150 @1.0 kHz | K | 1.10 | 0.40 |
| CD54-181 | 180 @1.0 kHz | K | 1.38 | 0.38 |
| CD54-221 | 220 @1.0 kHz | K | 1.57 | 0.36 |

TOLERANCE; K=10%, M=20%.

ECM Electronics Limited, Penmaen House, Ashington, West Sussex, RH20 3JR, UK
Tel: +44(0)1903 892810: Fax: +44(0)1903 892738. Email: ecm@ecmelectronics.co.uk

Although we have attempted to accurately reflect the products we market. ECM reserve the right without prior notice to discontinue any product or make design changes we believe necessary.

ECM Surface Mount Power Inductors



| ECM Part | L (mH) | Tol % | R_{DC} MAX (W) | I_{DC} I_N (A) |
|-----------------|---------------|--------------|-------------------------------|---|
|-----------------|---------------|--------------|-------------------------------|---|

CD73 Series

| | | | | |
|----------|--------------|---|------|------|
| CD73-100 | 10 @2.52 MHz | M | 0.08 | 1.44 |
| CD73-120 | 12 @2.52 MHz | M | 0.09 | 1.39 |
| CD73-150 | 15 @2.52 MHz | M | 0.10 | 1.24 |
| CD73-180 | 18 @2.52 MHz | M | 0.11 | 1.12 |
| CD73-220 | 22 @2.52 MHz | M | 0.13 | 1.07 |
| CD73-270 | 27 @2.52 MHz | M | 0.15 | 0.94 |
| CD73-330 | 33 @2.52 MHz | M | 0.17 | 0.85 |
| CD73-390 | 39 @2.52 MHz | M | 0.22 | 0.74 |
| CD73-470 | 47 @2.52 MHz | M | 0.25 | 0.68 |
| CD73-560 | 56 @2.52 MHz | K | 0.28 | 0.64 |
| CD73-680 | 68 @2.52 MHz | K | 0.33 | 0.59 |
| CD73-820 | 82 @2.52 MHz | K | 0.41 | 0.54 |
| CD73-101 | 100 @1.0 kHz | K | 0.48 | 0.51 |
| CD73-121 | 120 @1.0 kHz | K | 0.54 | 0.49 |
| CD73-151 | 150 @1.0 kHz | K | 0.76 | 0.40 |
| CD73-181 | 180 @1.0 kHz | K | 1.02 | 0.36 |
| CD73-221 | 220 @1.0 kHz | K | 1.20 | 0.31 |
| CD73-271 | 270 @1.0 kHz | K | 1.30 | 0.29 |
| CD73-331 | 330 @1.0 kHz | K | 1.50 | 0.28 |

CD75 Series


| | | | | |
|----------|--------------|---|------|------|
| CD75-100 | 10 @2.52 MHz | K | 0.07 | 2.30 |
| CD75-120 | 12 @2.52 MHz | K | 0.08 | 2.00 |
| CD75-150 | 15 @2.52 MHz | K | 0.09 | 1.80 |
| CD75-180 | 18 @2.52 MHz | K | 0.10 | 1.60 |
| CD75-220 | 22 @2.52 MHz | K | 0.11 | 1.50 |
| CD75-270 | 27 @2.52 MHz | K | 0.12 | 1.30 |
| CD75-330 | 33 @2.52 MHz | K | 0.13 | 1.20 |
| CD75-390 | 39 @2.52 MHz | K | 0.16 | 1.10 |
| CD75-470 | 47 @2.52 MHz | K | 0.18 | 1.06 |
| CD75-560 | 56 @2.52 MHz | K | 0.24 | 0.94 |
| CD75-680 | 68 @2.52 MHz | K | 0.28 | 0.85 |
| CD75-820 | 82 @2.52 MHz | K | 0.37 | 0.78 |
| CD75-101 | 100 @1.0 kHz | K | 0.43 | 0.72 |
| CD75-121 | 120 @1.0 kHz | K | 0.47 | 0.66 |
| CD75-151 | 150 @1.0 kHz | K | 0.64 | 0.58 |
| CD75-181 | 180 @1.0 kHz | K | 0.71 | 0.51 |
| CD75-221 | 220 @1.0 kHz | K | 0.96 | 0.49 |
| CD75-271 | 270 @1.0 kHz | K | 1.11 | 0.42 |
| CD75-331 | 330 @1.0 kHz | K | 1.26 | 0.40 |
| CD75-391 | 390 @1.0 kHz | K | 1.77 | 0.36 |
| CD75-471 | 470 @1.0 kHz | K | 1.96 | 0.34 |

TOLERANCE; K=10%, M=20%.

ECM Electronics Limited, Penmaen House, Ashington, West Sussex, RH20 3JR, UK
 Tel: +44(0)1903 892810: Fax: +44(0)1903 892738. Email: ecm@ecmelectronics.co.uk

Although we have attempted to accurately reflect the products we market. ECM reserve the right without prior notice to discontinue any product or make design changes we believe necessary.

ECM Surface Mount Power Inductors



| ECM Part | L (mH) | Tol % | R_{DC} MAX (W) | I_{DC} I_N (A) |
|-----------------|---------------|--------------|-------------------------------|---|
|-----------------|---------------|--------------|-------------------------------|---|

CD104 Series

| | | | | |
|-----------|--------------|---|------|------|
| CD104-100 | 10 @2.52 MHz | M | 0.05 | 2.38 |
| CD104-150 | 15 @2.52 MHz | M | 0.07 | 1.87 |
| CD104-180 | 18 @2.52 MHz | M | 0.08 | 1.73 |
| CD104-220 | 22 @2.52 MHz | M | 0.09 | 1.60 |
| CD104-330 | 33 @2.52 MHz | M | 0.12 | 1.26 |
| CD104-390 | 39 @2.52 MHz | M | 0.15 | 1.20 |
| CD104-470 | 47 @2.52 MHz | M | 0.17 | 1.10 |
| CD104-560 | 56 @2.52 MHz | K | 0.20 | 1.01 |
| CD104-680 | 68 @2.52 MHz | K | 0.22 | 0.91 |
| CD104-820 | 82 @2.52 MHz | K | 0.25 | 0.85 |
| CD104-101 | 100 @1.0 kHz | K | 0.34 | 0.74 |
| CD104-121 | 120 @1.0 kHz | K | 0.40 | 0.69 |
| CD104-151 | 150 @1.0 kHz | K | 0.55 | 0.61 |
| CD104-181 | 180 @1.0 kHz | K | 0.62 | 0.56 |
| CD104-221 | 220 @1.0 kHz | K | 0.72 | 0.53 |
| CD104-271 | 270 @1.0 kHz | K | 0.95 | 0.45 |
| CD104-331 | 330 @1.0 kHz | K | 1.10 | 0.42 |
| CD104-471 | 330 @1.0 kHz | K | 1.53 | 0.35 |
| CD104-561 | 330 @1.0 kHz | K | 1.90 | 0.32 |

CD105 Series

| | | | | |
|-----------|--------------|---|------|------|
| CD105-100 | 10 @2.52 MHz | M | 0.06 | 2.60 |
| CD105-120 | 12 @2.52 MHz | M | 0.07 | 2.45 |
| CD105-150 | 15 @2.52 MHz | M | 0.08 | 2.27 |
| CD105-180 | 18 @2.52 MHz | M | 0.09 | 2.15 |
| CD105-220 | 22 @2.52 MHz | M | 0.10 | 1.95 |
| CD105-270 | 27 @2.52 MHz | M | 0.11 | 1.76 |
| CD105-330 | 33 @2.52 MHz | M | 0.12 | 1.50 |
| CD105-390 | 39 @2.52 MHz | M | 0.14 | 1.37 |
| CD105-470 | 47 @2.52 MHz | K | 0.17 | 1.28 |
| CD105-560 | 56 @2.52 MHz | K | 0.19 | 1.17 |
| CD105-680 | 68 @2.52 MHz | K | 0.22 | 1.11 |
| CD105-820 | 82 @2.52 MHz | K | 0.25 | 1.00 |
| CD105-101 | 100 @1.0 kHz | K | 0.35 | 0.97 |
| CD105-121 | 120 @1.0 kHz | K | 0.40 | 0.89 |
| CD105-151 | 150 @1.0 kHz | K | 0.47 | 0.78 |
| CD105-181 | 180 @1.0 kHz | K | 0.63 | 0.72 |
| CD105-221 | 220 @1.0 kHz | K | 0.73 | 0.66 |
| CD105-271 | 270 @1.0 kHz | K | 0.97 | 0.57 |
| CD105-331 | 330 @1.0 kHz | K | 1.15 | 0.52 |
| CD105-391 | 390 @1.0 kHz | K | 1.30 | 0.48 |
| CD105-471 | 470 @1.0 kHz | K | 1.48 | 0.42 |
| CD105-561 | 560 @1.0 kHz | K | 1.90 | 0.33 |
| CD105-681 | 680 @1.0 kHz | K | 2.25 | 0.28 |
| CD105-821 | 820 @1.0 kHz | K | 2.25 | 0.24 |

TOLERANCE; K=10%, M=20%.

ECM Electronics Limited, Penmaen House, Ashington, West Sussex, RH20 3JR, UK
Tel: +44(0)1903 892810: Fax: +44(0)1903 892738. Email: ecm@ecmelectronics.co.uk

Although we have attempted to accurately reflect the products we market. ECM reserve the right without prior notice to discontinue any product or make design changes we believe necessary.