

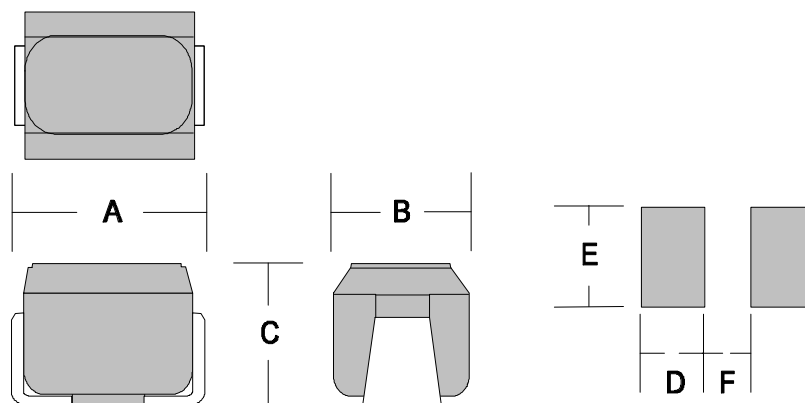
ECM56T Series

- Standard EIA 2220 package
- High Current Handling
- Wire-wound Construction
- Ferrite Core
- Fully Encapsulated
- Typical Reel Size 500pcs



The ECM56T range of chip coils offer a higher current handling capability than many other encapsulated SMD inductors. A uniquely high quality of operation is maintained, with excellent mechanical and electrical characteristics. This popular EIA 2220 package offers excellent workability as well as reliability making it suitable for a diverse range of applications including, VCD, DVD, Automotive security, Personal computer displays and other similar applications.


COMPONENT OUTLINE



DIMENSIONS (mm)

A	B	C	D	E	F
5.60	5.00	5.00	2.00	4.50	4.00

ECM 2220 SMD Chip Inductor



ECM Part	L (mH)	Tol %	Q Min. (**MHz)	SRF Min. (MHz)	R_{DC} MAX (W)	I_{DC} I_N (mA)
ECM56T-1R0	1.0 @7.96MHz	K	10	95	0.03	1800
ECM56T-1R2	1.2 @7.96MHz	K	10	70	0.03	1700
ECM56T-1R5	1.5 @7.96MHz	K	10	55	0.04	1600
ECM56T-1R8	1.8 @7.96MHz	K	10	47	0.05	1400
ECM56T-2R2	2.2 @7.96MHz	K	10	42	0.06	1300
ECM56T-2R7	2.7 @7.96MHz	K	10	37	0.07	1200
ECM56T-3R3	3.3 @7.96MHz	K	10	34	0.08	1120
ECM56T-3R9	3.9 @7.96MHz	K	10	32	0.09	1050
ECM56T-4R7	4.7 @7.96MHz	K	10	29	0.11	950
ECM56T-5R6	5.6 @7.96MHz	K	10	26	0.13	880
ECM56T-6R8	6.8 @7.96MHz	K	10	24	0.15	810
ECM56T-8R2	8.2 @7.96MHz	K	10	22	0.18	750
ECM56T-100	10 @2.52MHz	K	10	19	0.21	690
ECM56T-120	12 @2.52MHz	K	10	17	0.25	630
ECM56T-150	15 @2.52MHz	K	10	16	0.30	580
ECM56T-180	18 @2.52MHz	K	10	14	0.36	530
ECM56T-220	22 @2.52MHz	K	10	13	0.43	480
ECM56T-270	27 @2.52MHz	K	10	11.5	0.52	440
ECM56T-330	33 @2.52MHz	K	10	10.5	0.62	400
ECM56T-390	39 @2.52MHz	K	10	9.5	0.72	370
ECM56T-470	47 @2.52MHz	K	10	8.5	0.85	340
ECM56T-560	56 @2.52MHz	K	10	7.8	1.00	310
ECM56T-680	68 @2.52MHz	K	10	7.0	1.20	290
ECM56T-820	82 @2.52MHz	K	10	6.4	1.40	270
ECM56T-101	100 @0.796MHz	K	20	6.0	1.60	250
ECM56T-121	120 @0.796MHz	K	20	5.4	1.90	230
ECM56T-151	150 @0.796MHz	K	20	4.8	2.20	210
ECM56T-181	180 @0.796MHz	K	20	4.4	2.80	190
ECM56T-221	220 @0.796MHz	K	20	3.9	3.40	170
ECM56T-271	270 @0.796MHz	K	20	3.6	4.20	155
ECM56T-331	330 @0.796MHz	K	20	3.2	4.90	140
ECM56T-391	390 @0.796MHz	K	20	2.9	5.80	130
ECM56T-471	470 @0.796MHz	K	20	2.6	7.00	120
ECM56T-561	560 @0.796MHz	K	20	2.4	8.50	110
ECM56T-681	680 @0.796MHz	K	20	2.2	10	100
ECM56T-821	820 @0.796MHz	K	20	2.0	13	90
ECM56T-102	1000 @0.252MHz	K	20	1.8	15	85


TOLERANCES J=5%; K=10%.

**** = Test Frequency as specified in 'L' column**

ECM Electronics Limited, Penmaen House, Ashington, West Sussex, RH20 3JR, UK
 Tel: +44(0)1903 892810: Fax: +44(0)1903 892738. Email: ecm@ecmelectronics.co.uk

Although we have attempted to accurately reflect the products we market. ECM reserve the right without prior notice to discontinue any product or make design changes we believe necessary.

ECM 2220 SMD Chip Inductor



ECM Part	L (mH)	Tol %	Q Min. (**MHz)	SRF Min. (MHz)	R_{DC} MAX (W)	I_{DC} I_N (mA)
ECM56T-122	@0.252MHz	K	30	1.5	17	75
ECM56T-152	@0.252MHz	K	30	1.4	20	70
ECM56T-182	@0.252MHz	K	30	1.3	30	60
ECM56T-222	@0.252MHz	K	30	1.2	35	55
ECM56T-272	@0.252MHz	K	30	1.1	55	45
ECM56T-332	@0.252MHz	K	30	1.0	60	40
ECM56T-392	@0.252MHz	K	30	1.0	70	38
ECM56T-472	@0.252MHz	K	30	0.9	78	36
ECM56T-562	@0.252MHz	K	30	0.8	85	33
ECM56T-682	@0.252MHz	K	30	0.7	110	30
ECM56T-822	@0.252MHz	K	30	0.6	125	28
ECM56T-103	@79.60kHz	K	20	0.5	150	25

TOLERANCES J=5%; K=10%.

**** = Test Frequency as specified in 'L' column**

ECM Electronics Limited, Penmaen House, Ashington, West Sussex, RH20 3JR, UK
Tel: +44(0)1903 892810: Fax: +44(0)1903 892738. Email: ecm@ecmelectronics.co.uk

Although we have attempted to accurately reflect the products we market. ECM reserve the right without prior notice to discontinue any product or make design changes we believe necessary.